

JET

CNC BRIDGE SAW



DONATONI
HIGH INNOVATION STONE MACHINES

Highest quality For your skill

To highlight a machine and its potential often means to open the doors to new opportunities and markets



A large industrial machine, possibly a CNC lathe or mill, is visible in the background. It has a white frame with blue accents and a glass-enclosed section. The machine is situated in a factory or workshop environment.

INDEX

05 ADVANTAGES

07 MACHINING

09 MAIN FEATURES

11 MAIN COMPONENTS

15 OPTIONS

17 SOFTWARE

25 SERVICES AND AFTER-SALES SERVICE

27 TECHNICAL DATA

PRECISE, SIMPLE, COMPLETE

CNC BRIDGE SAW



UNPRECEDENTED QUALITY AND FINISH

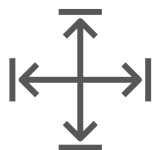
The **JET 625 CNC** is a **5 interpolated axis** simple and compact bridge cutter, ideal for the production of kitchen tops, vanity tops, shower trays and claddings for the building industry in marble, granite and artificial stone. It allows to perform several types of processing such as orthogonal cuts up to 200 mm thickness, oblique, circular, elliptical, inclined, together with milling, drilling and straight, concave, convex, arched or elliptical shapes. The "Tools" version, equipped with inverter-controlled electro-spindle, is fitted with diamond tools, such as an end mill, excavation wheel and horizontal blade. Thanks to X and Y axes sliding

system on linear guides with recirculating balls and racks with hardened and ground steel teeth both with automatic centralized grease lubrication, the **JET 625 CNC** allows to obtain finished products extremely fine and precise. The motion is given by brushless motors coupled to high precision gearboxes.

It is supplied complete with a series of optional and hot-galvanized monoblock structure that does not require foundations, allowing installation and start-up in a very short time.



**COMPLETE
SOLUTION**



**EXTREMELY
COMPACT**



**PRECISE CUTS
AND SHAPES**



**SIMPLE AND QUICK
TO PROGRAM**



**WIDE RANGE OF
PROCESSING**



**NO NEED OF
FOUNDATION**



**EASY TO
TRANSPORT AND
TO ASSEMBLY**



**PERFECT BALANCE
BETWEEN DIMENSIONS
AND REALIZATION
FLEXIBILITY**



PROCESSING

Kitchen tops, vanity tops, floors, panels for external and internal claddings, stairs steps, window frames, shower trays, building products.



QUALITY WITHOUT COMPROMISE

MAIN FEATURES



- / 5 INTERPOLATED AXES
- / Z-AXIS STROKE: 400 MM
- / BLADE DIAMETER MIN / MAX: 400-625 MM
- / MAXIMUM CUTTING DEPTH: 200 MM
- / MOVE-SYSTEM – SUCTION CUPS MOTION SYSTEM
- / MAXIMUM LIFTING WEIGHT WITH SUCTION CUPS: 300 KG
- / AUTOMATIC CENTRALIZED GREASE-LUBRICATION OF SLIDING GUIDES
- / NORMALIZED, SANDBLASTED AND PAINTED STEEL STRUCTURE
- / BRUSHLESS MOTORS AND HIGH-PRECISION GEARBOXES CONTROLLED BY INVERTER FOR X-Y-Z AXIS SLIDING

TYPE OF PROCESSING



LONGITUDINAL CUTS



CIRCULAR CUTS



CROSS CUTS



ELLIPTICAL CUTS



OBLIQUE CUTS



STRAIGHT, CONCAVE, CONVEX, ARCHED, ELLIPTICAL SHAPES



INCLINED CUTS
0-90°



ORTHOGONAL CUTS UP TO 200
MM THICKNESS

A close-up photograph of an industrial machine, likely a waterjet cutter, with a blue protective guard. A yellow triangular warning sign with a black border is visible, featuring a hand icon and a left-pointing arrow. The machine is cutting through a material, with a spray of water and debris visible at the cutting point. The background shows a wooden surface and a metal track.

A COMPLETE PACKAGE IN A SINGLE MACHINE

STANDARD COMPONENTS

High quality electro-spindles controlled by an inverter allowing the adjustment of the nr. of revolutions from 0 to 5500 rpm, so granting the use of blade and diamond tools such as a core drill or milling cutter. The tool change is of manual type.



Monoblock structure composed of supporting walls and supporting beams of the tilting bench, all in sandblasted steel and painted in triple layer with normalized structure.


Tilting workbench available in wood or rubber (optional) with maximum capacity up to 1650 kg.



- > easy to use even for operators with no experience
- > it makes the machine totally automatic
- > piece motion without operator intervention
- > makes full use of the slab's surface
- > increase the efficiency
- > reduction of downtimes



Suction cups system for the automatic lifting and positioning of cut-to-size pieces granting processing times with minimum waste. The 2 aluminum suction cups are equipped with sectors of various sizes allowing lifting operation of large and small pieces, up to a maximum of 300 kg. it can be used with blade up to 525 mm diameter.



Blade presetting unit: measurement system of blade diameter.



Slab thickness detector: system for automatic detection of slab thickness, for use with a max. 525 mm. blade diameter.



Front and rear guards: front and rear protections with double locking allen key system. The closures have the possibility of folding opening so allowing a smaller footprint.



Laser marking




ACCESSORIES AND MECHANICAL COMPONENTS

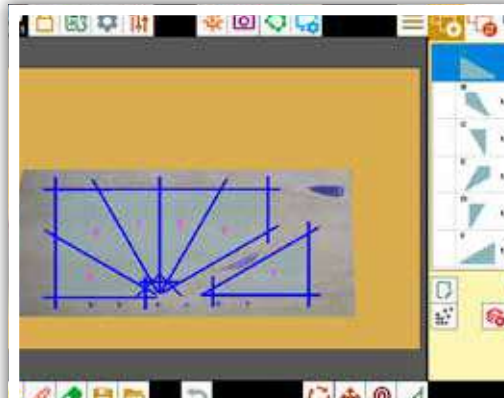

OPTIONALS



Photoslab: slab detection system, with camera placed above the working bench and image acquisition software. The application allows to speed up machine programming, pieces positioning and slabs defects detection.



Tool+: vertical lateral electrospindle, allows the operator the use of small diameter diamond tools with 1/2" gas connection for incremental cutting / blind or through hole drilling and the performance of combined operations with blade and milling cutter.



AN INTELLIGENT SYSTEM TO MAKE YOUR WORK EASIER

LET US DRIVE YOU TOWARDS
AN INTELLIGENT CHOICE OF
MACHINE



D-INSIDE:

EQUIP YOURSELVES WITH
A SUPERIOR FORM OF
INTELLIGENCE



OPERATOR INTERFACE WITH PC AND 15" VIDEO

COLOUR TOUCH-SCREEN

PRECISION OF MOVEMENTS WHICH ENABLES
COMPLEX AND INTRICATE PROCESSING

USB PORT FOR TRANSFERRING FILES

CONTROLS FOR MANUAL MOVEMENT OF AXES



Perfection in the machining is achieved through multiple movements that need perfect coordination between them. While in the human body all movements are managed through brain impulses, similarly in our machines the management of movements takes place through the **integration of the machine with the programming software.**

Every Donatoni machine is born with an intelligent work management system, integrated with all the parts that manages its movements; we call this system **D-Inside**, the real brain of the machine; it is an advanced but simple interface in terms of its usability, even for inexperienced operators, which enables the machine software system to be coordinated.

The D-Inside system offers many programming options and can be interfaced with the different kinds of Donatoni software, such as Parametrix and all additional modules, or the CAD-CAM DDX EasySTONE, in such a way as to make it possible to adapt the machine in the best way to suit the requirements of the customer.

PARAMETRIX

USER-FRIENDLY ICONS
AND SIMPLE PROGRAMMING

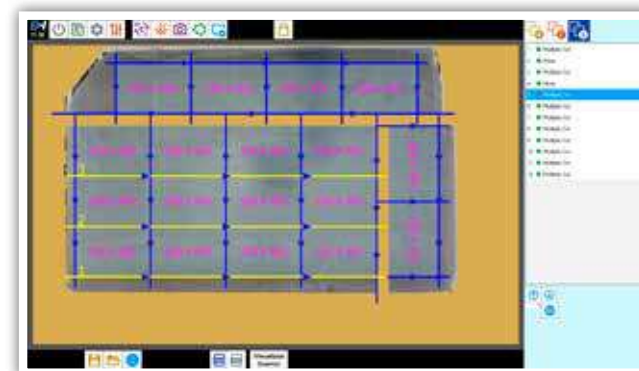
Parametrix is the **simple and user-friendly software** developed by Donatoni Macchine and conceived to **optimise the management of cutting different shaped pieces from slabs**.

It is a programme which allows you to manage cutting processes with disks, **it enables input of rectilinear shapes as well as curvilinear shapes** (steps, kitchen work-tops, rectangles, covers) using pre-defined shapes in the programme or imported from DXF files.

Depending on the surface available it is possible to automatically set the position of the pieces and the sequence of cuts, optimising the times and reducing material waste.

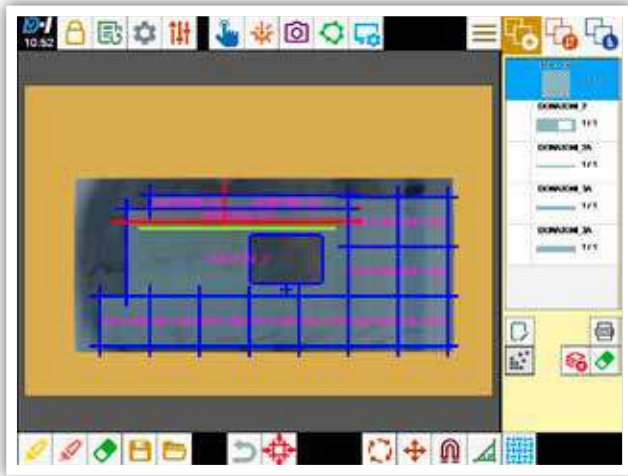
Included in the software are functions **for anti-collision of pieces, manual and automatic piece nesting, book matching, managing statistics, production and orders, rendering pieces and holes**.

Parametrix can be combined with Photoslab and Move-System, which allow automatic detection of the slab and movement, via a suction cups system, of the cut pieces **reducing operator intervention to a minimum**.



Nesting (included)

Automatically inserts squared or rectangular pieces in the working area optimizing the exploitation of the slab and automatically avoiding highlighted defects.



Drilling and processing with milling cutter (included)

It allows you to manage the use of tools, drills and milling cutters, with which it is possible to cut pieces or parts of the slab, to complete the initial processing with blade, such as "L-shaped" internal corners, or to make reductions for recesses. The change from disc to core during processing is automatically managed by the program.

(only for machines version tools, top, mtc, atc, and with tool+ accessory).

Positioning of the pieces on the slab (included)

With the manual nesting program it is possible to preview any collisions between parts so making easier the piece best positioning. The "magnet" function helps the operator to align the pieces one next to the other in order to reduce the number of cuts.

Managing and changing of cuts (included)

After positioning the pieces, cuts can be modified: it is possible lengthen it, to change order of cuts, to disable it, to add pauses; other types of modification before pressing the start button to process the cuts can be made.

Book matching (optional)

Starting from a project in DXF format, it allows to have a 2D image of the parts to be cut and therefore to appreciate before the cut the aesthetic result obtained by the combination of the pieces, evaluating overall and in full the "bookmatching" type processing.

Piece unloading Module (optional)

The program allows to unload the piece in a predefined area; the operator can select on the screen the cut pieces to be unloaded with the Move System of the machine (the software needs the increase of Y axis stroke length).

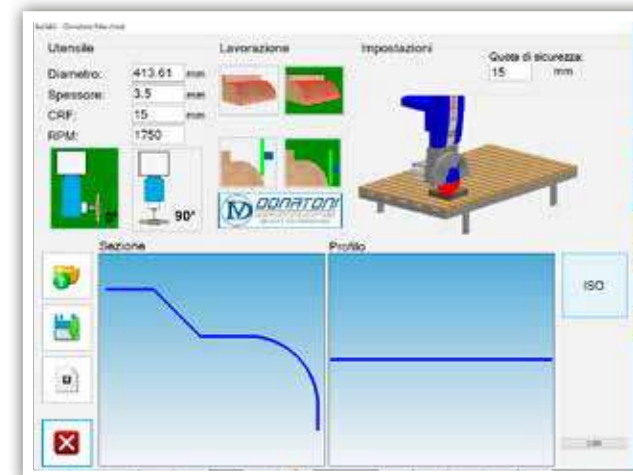
DM_TL (optional)

Program for slabs smoothing / polishing / brushing by means of plate carrying FRANKFURT abrasives

ISOSAG

ISOSAG is the software allowing to create files for the performance of rectilinear or concave shapes and convex arc both with vertical and horizontal blade. The shaping process can be performed both in roughing (combing) and finishing (brushing) or in combined mode.

The program is supplied with a library of profiles that can be quickly modified in size, by the machine operator and saved as a new profile.



SCAN-CNC

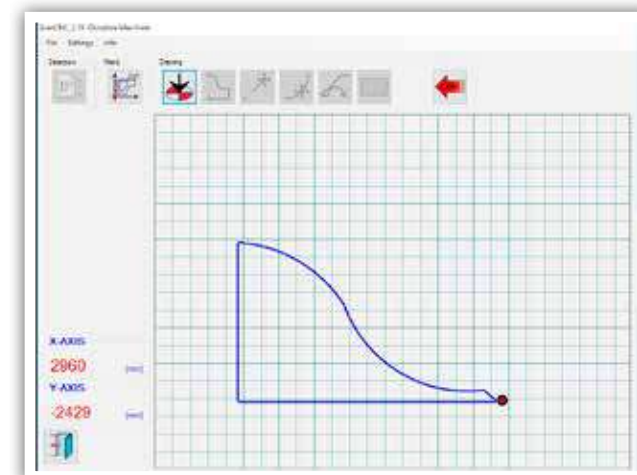
OPTIONAL



Detection system composed of a laser pointer mounted on the machine head, allowing to detect two-dimensional profiles with linear or curvilinear shape. In real time the software creates the drawing (file dxf) on the machine monitor.

Once the detection operation has been completed, the operator can:

- Process the template on the touch screen of the machine using the optional Parametrix or Easycut, Easystone Basic or Premium.
- Store the template file in the machine's PC archive.
- Store the file on an external PC, using a USB key, to create possible processing and association with other files by using external CAD CAM software.



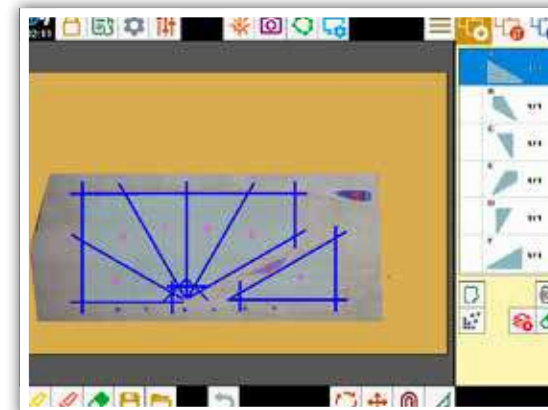
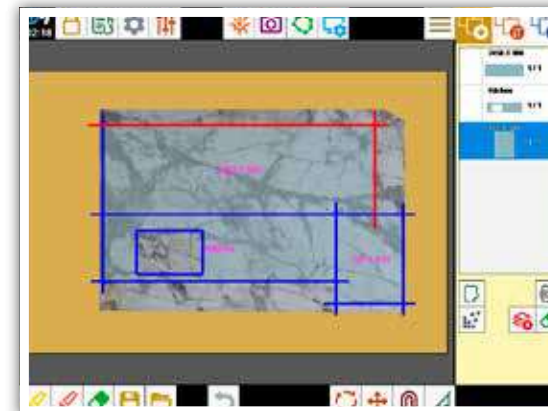
PHOTOSLAB

SUPPLIED WITH CAMERA
FOR SLAB

By means of a camera placed above the machine and the related record software, the slab being cut is automatically detected.

The system allows the optimization and the exploitation of the slab dimensions, the speeding of pieces positioning, avoiding possible defects or enabling to perform cuts by following the veins of the material.

The software is automatically enabled with installation of "camera for slabs".



DDX EasySTONE

OPTIONAL

DDX Easystone is powerful, simple and intuitive CAD / CAM software for machines Donatoni.

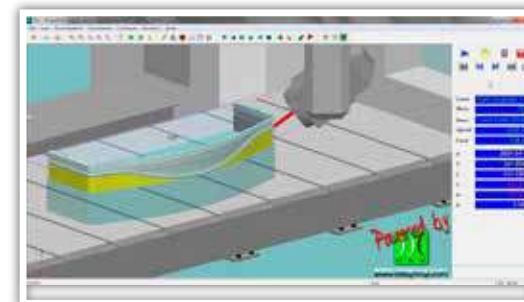
The software allows to design, import and execute 2D and 3D files in DXF, IGES, STL, PNT, STEP and RHINO formats and to define surfaces and shapes through laser scanning. Multiple processes can be set: roughing, drilling, profiling, emptying and polishing, which can be carried out by optimizing the execution process.

After the import, the software optimizes processing paths, performs roughing / finishing taking into account the raw material resulting after processing.

With EasySTONE it is possible to display the processing 3D image with virtual milling and to modify it if required. The 3D simulation of the processing, including free displacements, is realistic as it is based on the Customer's machine model and shows the three-dimensional model of the working center, of the bench, of the motors, the tools, the sub-pieces and the pieces .

Once the design phase is completed, EasySTONE generates the piece-programs and sends it directly to the Customer's working center.

Finally, it calculates times, lengths and processing costs, allowing accurate reporting of the work performed.



WITH DONATONI YOU ARE NEVER ALONE

AFTERSALES
SERVICE AND ASSISTANCE

The relationship with the customer does not end with the supply of the product but continues and is strengthened through a reciprocal collaboration which creates value for both customer and supplier.



DIRECT CONNECTION WITH OUR TECHNICIANS

The commitment to our Customers continues even after delivery of the machine, offering a service of support and aftersales service of utmost quality. For Donatoni Macchine the best service is to supply **efficient and long-lasting machines which require little maintenance and aftersales assistance.**

We believe that **the added value that we can offer customers is a series of services including technical advice and support and training activities** for operators regarding technical aspects or the software.

MACHINE INSTALLATION

Our machine are installed by highly specialized technicians granting extraordinary levels of professional work. Installation includes a careful installation service, commissioning of the machine and training of operators according to the model of machine installed.

ON SITE ASSISTANCE

We provide on site assistance at the clients premises if not possible to use the Tele Assistance by modem.

CAD-CAM TECHNICAL ADVICE

we help our customers in creating and designing projects and objects.

DIRECT CONNECTION - ON-LINE ASSISTANCE

Each machine is supplied with a system that enables it to be connected by Tele-Assistance to our After-sale service (we require connection to the network via a cable). This service enables our technical staff to virtually access the customer machine and to carry out checks, updates and to provide technical assistance as if they were there at the machine location in person.

PARTS AND REPLACEMENTS SERVICE

We handle requests for parts and replacements in any part of the world, in short time frames in order to minimise machine down-time.

EXTENSIVE SALES AND ASSISTANCE STRUCTURE

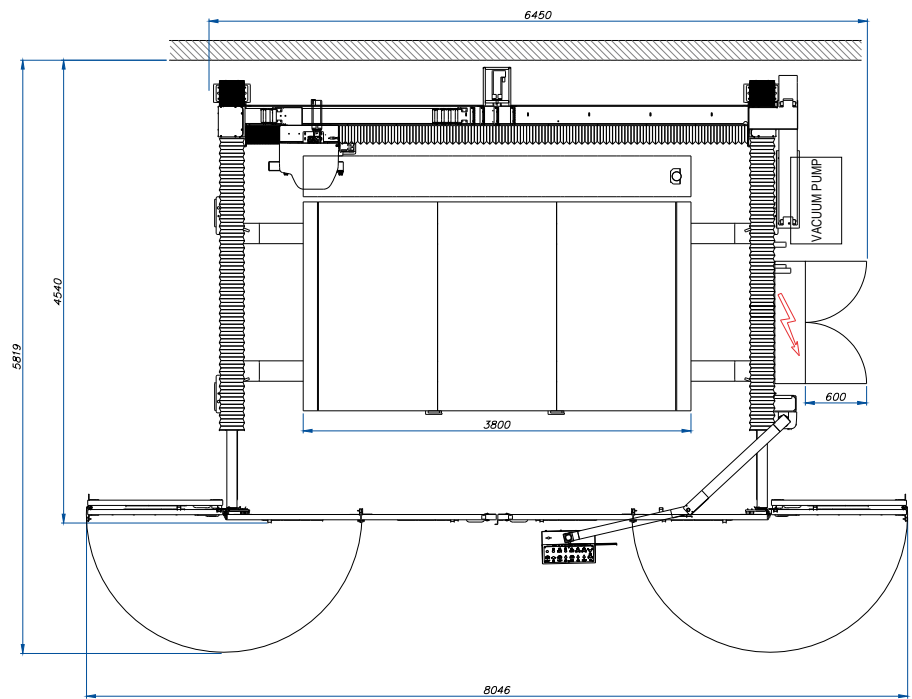
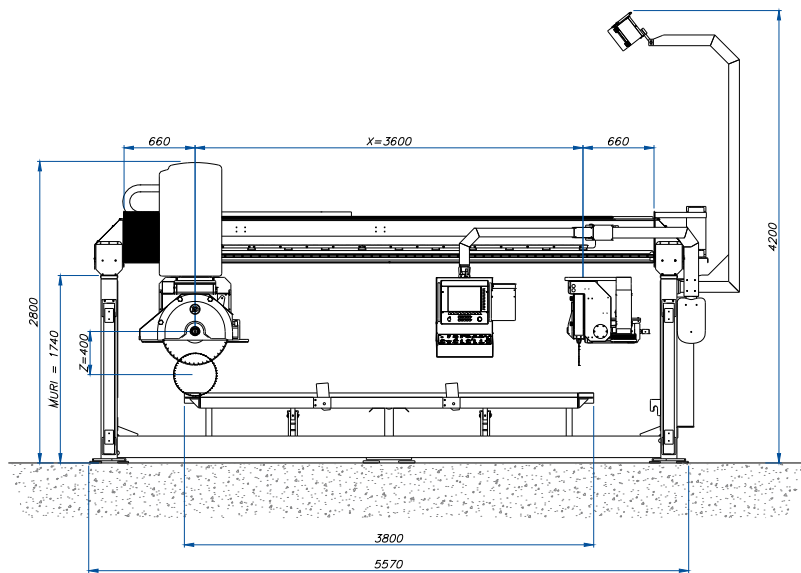
Donatoni is present in many countries worldwide thanks to a structure of reliable and competent partners and agents, among which the Biesse group Intermac branches.

THEORETICAL/PRACTICAL TRAINING

Training courses and update courses regarding new applications and software at our offices or at customer premises. Our offices are equipped to host courses for technicians and operators. The rooms are next to the machines on display in our show room and therefore this allows tests and checks to be carried out directly on the console of the machine and the level of learning can be evaluated.



TECHNICAL DATA



Number of interpolated axes	N°	5
Carriage stroke axis X	mm in	3600 141,7
Bridge stroke axis Y	mm in	2650 104,3
Vertical stroke of the head axis Z	Mm in	400 15,7
Disc head rotation (axis C)	degrees	-5° / 365°
Disc head tilting movement (axis A)	degrees	0 / 90°
Working table dimensions	mm in	2400 x 3800 94,4 x 149,6
Minimum disc diameter	mm in	400 15,7
Maximum disc diameter	mm in	625 24,6
Max cutting depth	mm in	200 7,87
Electro spindle motor power	kW Hp	13 / 56 17,4 / 56
Disc rotation with inverter	rpm	0 / 2400

Tools rotation with optional TOOLS	rpm	0 / 5500
Disc motor shaft diameter	mm in	50 1,9
Max speed axis X	m / min ft / min	0 - 40 0 - 131,2
Max speed axis Y	m / min ft / min	0 - 30 0 - 98,4
Max speed axis Z	m / min ft / min	0 - 5 0 - 16,4
Adjustable cut feeding speed	m / min ft / min	0 - 25 0 - 82
Water consumption (3 bar)	l / min gal / min	35 9,2
Air consumption	l / min gal / min	20 5,2
Standard voltage	Volt / Hz	400/50
Max Disc with suction cups (stroke 195 mm)	mm in	525 20,6
Total weight max lifting with suction cups	Kg lb	300 661,3
Approx total weight of the machine	Kg lb	5000 11023

NOTE

[illegible]

NOTE

This image shows a single sheet of white paper with horizontal ruling lines. The lines are evenly spaced and run across the width of the page. There are no margins, text, or other markings on the paper.

NOTE

[illegible]

ALL IN ONE



THREE EXCELLENCES,
ONE PARTNER.



Three leaders in the stone machining sector, combine skill, technology and a widespread distribution network to support customers in the creation of the intelligent factory, elevating the service provided in order to ensure 360° customer care.



INTERMAC.COM
DONATONIMACCHINE.EU
MONTRESOR.NET

Donatoni Macchine Srl

Via Napoleone 14, 37015 Domegliara - Sant'Ambrogio di Valpolicella / Italy

Tel. +39 045 6862548

Fax +39 045 688 43 47

info@donatonimacchine.eu

www.donatonimacchine.eu

Donatoni Macchine, founded by Vittorio Donatoni in 1959 in Domegliara, one of the main marble and granite processing districts, is recognised, thanks to their years of experience gained in the natural stone industry during this time, as one of the world leaders in manufacturing **cutting-edge machines of very high quality for working stone**.

Constant research, technological innovation and customer service are key concepts for the company and in order to pursue them the company employs highly qualified technical and commercial personnel, in order to guarantee the end customer a **product that reflects their expectations in terms of quality and performance**.

