

# **FASTER**

SERIES

**HORIZONTAL  
FLAT EDGE POLISHERS**

# MODERN AND COMPACT



**THE EDGE POLISHERS FROM THE FASTER SERIES POLISH FLAT EDGES OF MARBLE, GRANITE, QUARTZ, SINTERED MATERIALS AND CERAMICS TO A MIRROR SHINE.**



## **MONTRESOR HAS ALWAYS BEEN SYNONYMOUS WITH EDGE POLISHERS.**

Montresor edge polishers enable the rapid production of flat edges of various profiles on semi-finished products and sheets of material.

Over the years, Montresor has specialised in the construction of edge polishers designed to meet the requirements of operators that use finished products such as marble, granite, porcelain and synthetic materials and engineered stone.


Montresor is engaged in a process of continuous technical and technological research, enabling the company to satisfy the requirements of both small and large companies and to produce highly functional machines equipped with the very best technologies.

## **FASTER SERIES**

- ▶ **Maximum machining precision and versatility**
- ▶ **Reduced tooling times and simplified machining operations thanks to latest-generation automatic devices**
- ▶ **Guaranteed reliability and quality over time**
- ▶ **Maximum ease of use thanks to a simplified interface**
- ▶ **Excellent working ergonomics for the operator**
- ▶ **Modern, functional design**
- ▶ **Minimal space occupied thanks to compact working dimensions**

# VERSATILE AND AUTOMATIC

Faster is designed to meet the new production needs of workshops where production batches are decreasing while machining operations are increasingly diverse. Faster is the automatic flat edge polishing machine which offers automatic positioning of the various units in accordance with the materials, thicknesses and processes being used, enabling operations to be accelerated and simplified.



The extreme versatility of Faster edge polishers makes them particularly suitable for a wide variety of applications and sectors: kitchen and bathroom worktops, construction, furniture, interior decoration, building (stairs, door/window sills) and funerary art.



**THANKS TO ITS COMPACT DIMENSIONS, FASTER IS THE IDEAL SOLUTION FOR ANY WORKSHOP: FROM STONEMASONS WITH LIMITED SPACE TO LARGE PROCESSING COMPANIES.**



**MODERN, FUNCTIONAL DESIGN**



# MAXIMUM MACHINING PRECISION AND VERSATILITY



Creation of chamfers of a consistent size courtesy of the upper chamfering unit which "adapts" to the thickness of the material, with an automatic and manual slide block system.




Minimum workable width for splashbacks: 50mm



Ability to process materials of different thicknesses at the same time.

# GUARANTEED RELIABILITY AND QUALITY OVER TIME

**THE ROBUST STRUCTURE THAT DISTINGUISHES MONTRESOR EDGE POLISHERS ENSURES TOTAL RELIABILITY AND EXCELLENT RESULTS.**



Bench with anti-wear plates.



Automatic reading of the thickness of the panel for automatic adjustment of the devices.



Pneumatic pressers as standard for machining panels of different thicknesses at the same time, ensuring uniform pressure which is essential when processing ceramic materials, especially those that are thin.



Duplex presser wheels for a minimum head width of 120 mm.


# QUICKER, SIMPLER SET-UP

The working units are designed to simplify all set-up operations.  
The entry and output units on the machine (calibrator, blade cutting, cleaner) are motorised both horizontally and vertically.




## BLADE CUTTING/ CALIBRATOR DEVICE

- Shaped edges
- Drip tray
- Blind cutting
- Can be adjusted from 0° to 90°



## BLADE CUTTING DEVICE

- Can be adjusted from -45° to +45°
- Blind cutting
- Drip tray
- Cuts at various angles



## CLEANER/BUSH-HAMMER

- Cleaning of the underside
- Bush hammering



# EXCELLENT WORKING ERGONOMICS

Control panel with swivel arm enables work from different angles and provides maximum visibility and ergonomics for the operator.




# EXTREMELY EASY TO USE

## INNOVATIVE, SIMPLE GRAPHICS TO FACILITATE THE USER EXPERIENCE

- Latest-generation 12" touch screen panel for easy, intuitive programming courtesy of the option of using previously-saved parameters.
- Ability to create parametrised machining "recipes" that can be called up in accordance with the thickness/ material/chamfer size etc.
- Ability to perform machining operations on board the machine in "traditional" manual mode.



# TECHNICAL DATA



TECHNICAL SPECIFICATIONS		FASTER 64	FASTER 64+	FASTER 86
Total working dimensions (including 1m+1m roller bed)	mm inch	6800 x 2050 267,7 x 80,7	7400 x 2050 291,3 x 80,7	8200 x 2050 322,8 x 80,7
Minimum working length	mm inch	120 4,7	120 4,7	120 4,7
Minimum working width	mm inch	50 2,0	50 2,0	50 2,0
Min/max working thickness	mm inch	5 - 80 0,2 - 3,1	5 - 80 0,2 - 3,1	5-100 0,2 - 3,9
Conveyor belt max speed	mm/min inch/min	2600 102,4	2600 102,4	2600 102,4
Work table height	mm inch	840 - 900 33,1 - 35,4	840 - 900 33,1 - 35,4	840 - 900 33,1 - 35,4
Front head abrasive wheel diameter	mm inch	150 5,9	150 5,9	150 5,9
Chamfer abrasive wheel diameter	mm inch	130 5,1	130 5,1	130 5,1
Cutting disc diameter	mm inch	250 9,8	250 9,8	250 9,8
Calibrator tool diameter	mm inch	250 9,8	250 9,8	250 9,8
Standard power and maximum installed power	kW	20 - 35	20 - 40	25 - 25
Standard and maximum water consumption	l/min	90 - 125	90 - 140	150 - 175
Standard and maximum air consumption	l/min	20 - 25	20 - 30	32 - 40

The technical specifications and drawings are non-binding. Some photos may show machines equipped with optional features. Biesse Spa reserves the right to carry out modifications without prior notice.

# COMPLETE RANGE OF SOLUTIONS FOR STONE

